

DATE June 23, 2020

INVITATION TO TENDER NO. PS20200336
CONTRACTOR FOR RAYCAM COMMUNITY CENTRE PLAYGROUND REPLACEMENT

ADDENDUM NO.3

RE: REVISED DRAWINGS (Please refer to them as the most current version)

ADDED WITH:

Attached are the drawings that reflect changes to the following:

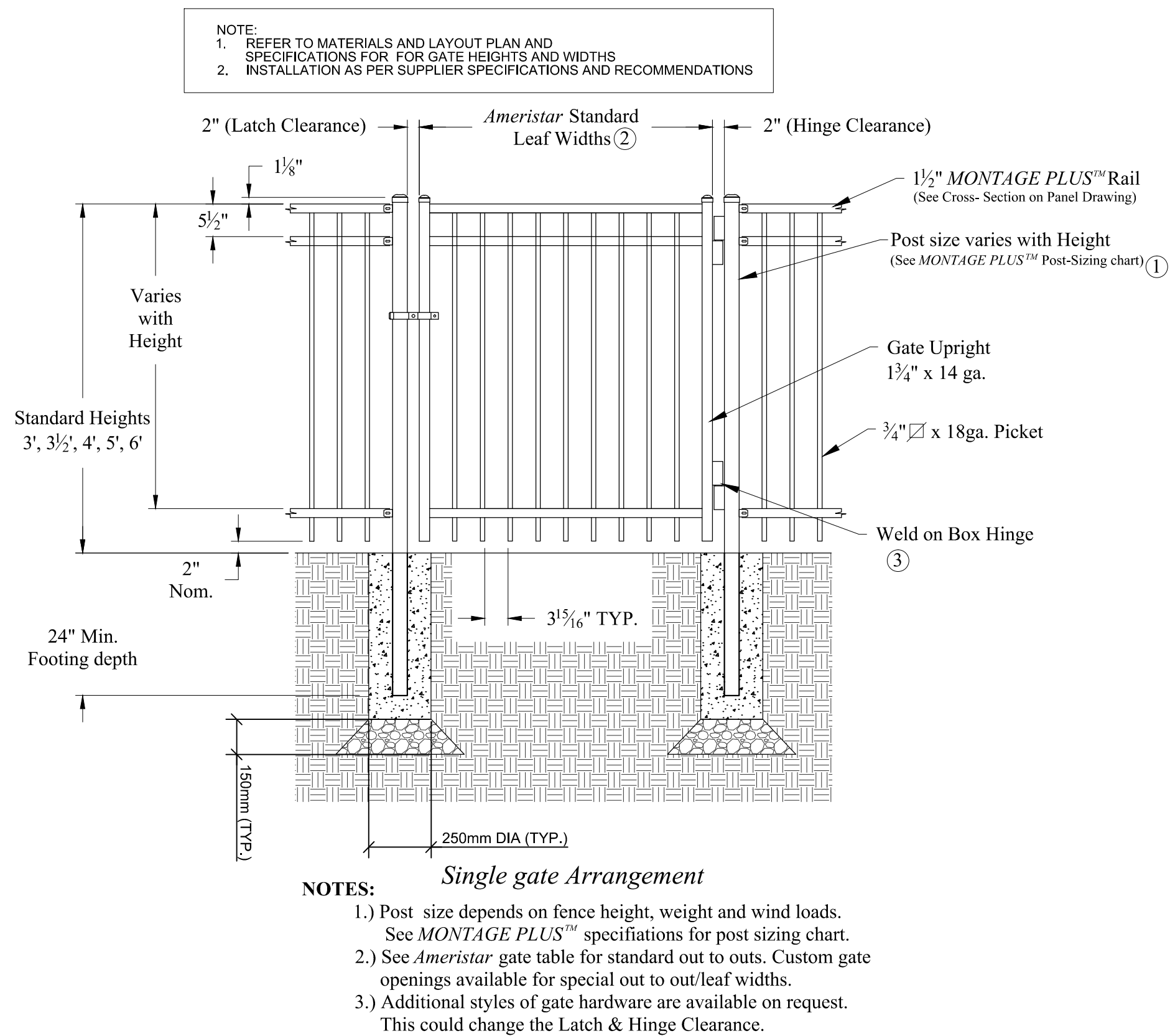
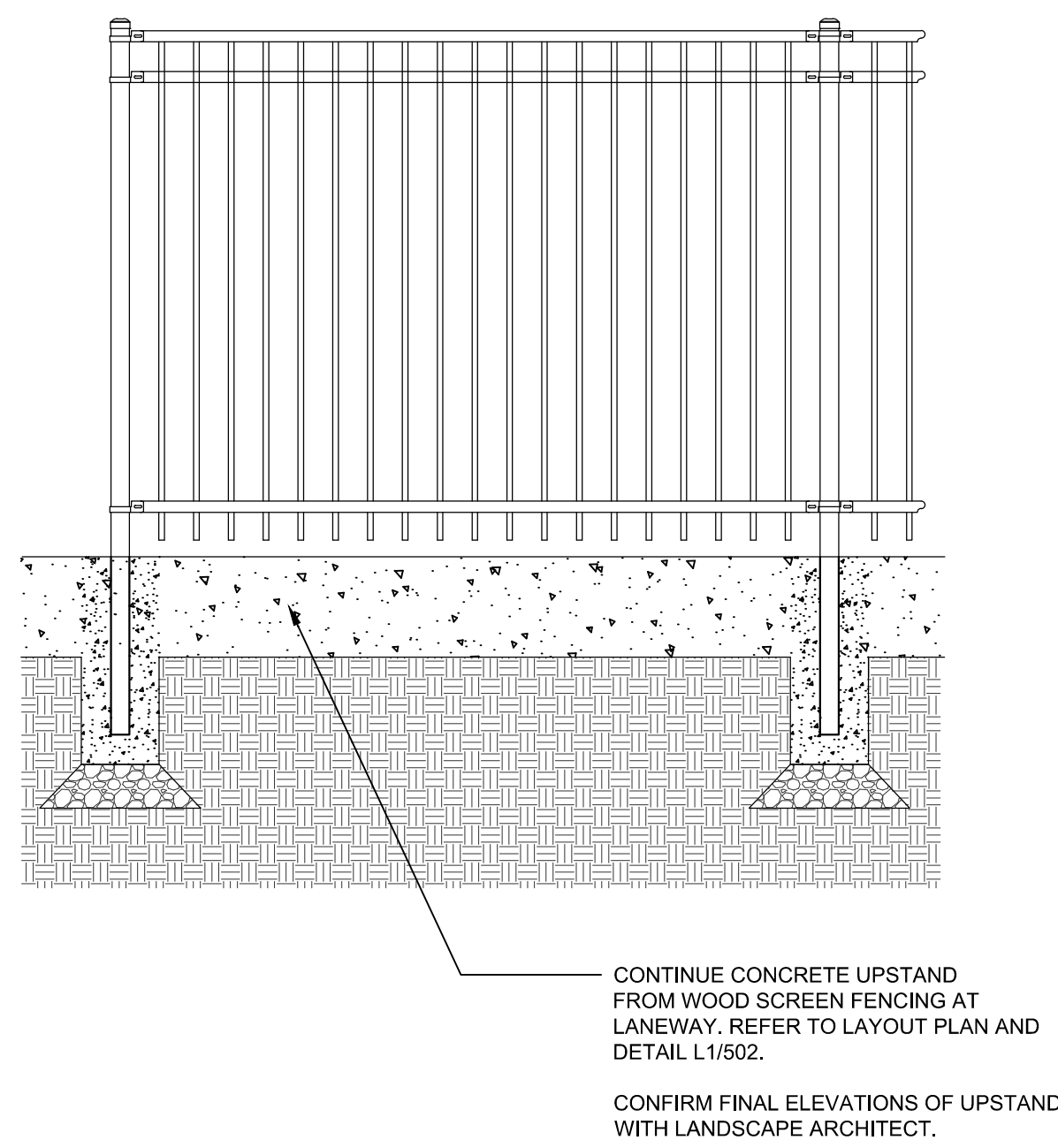
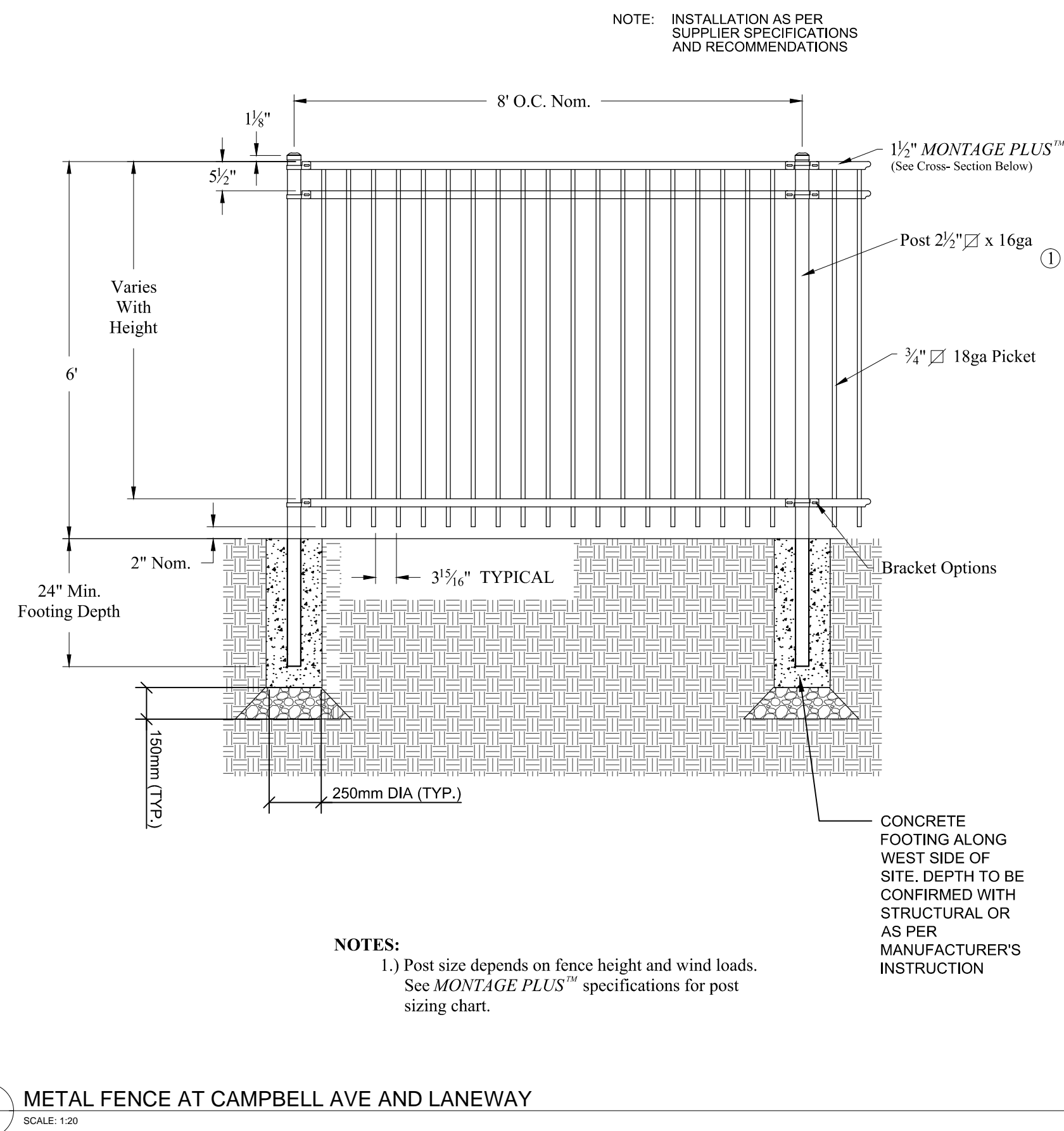
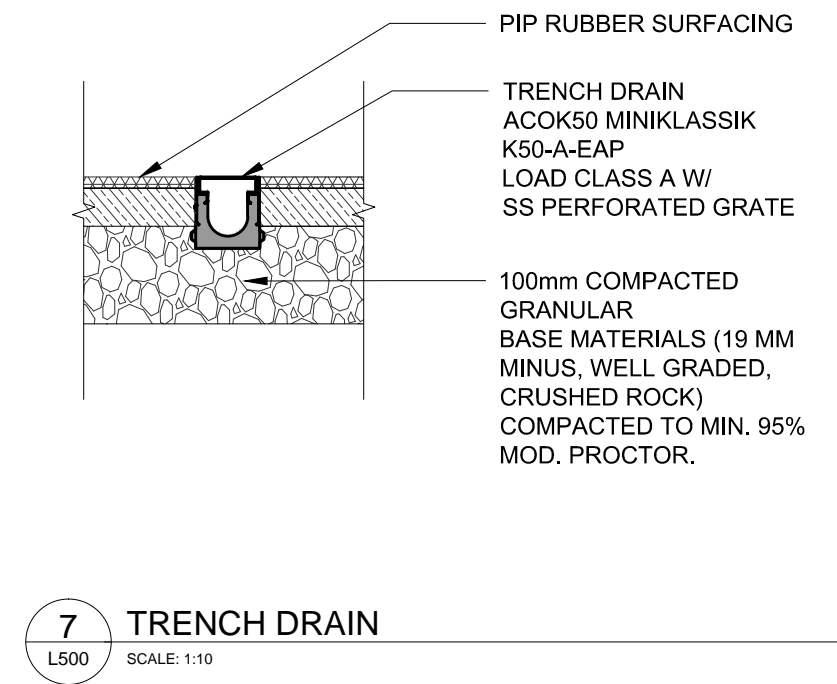
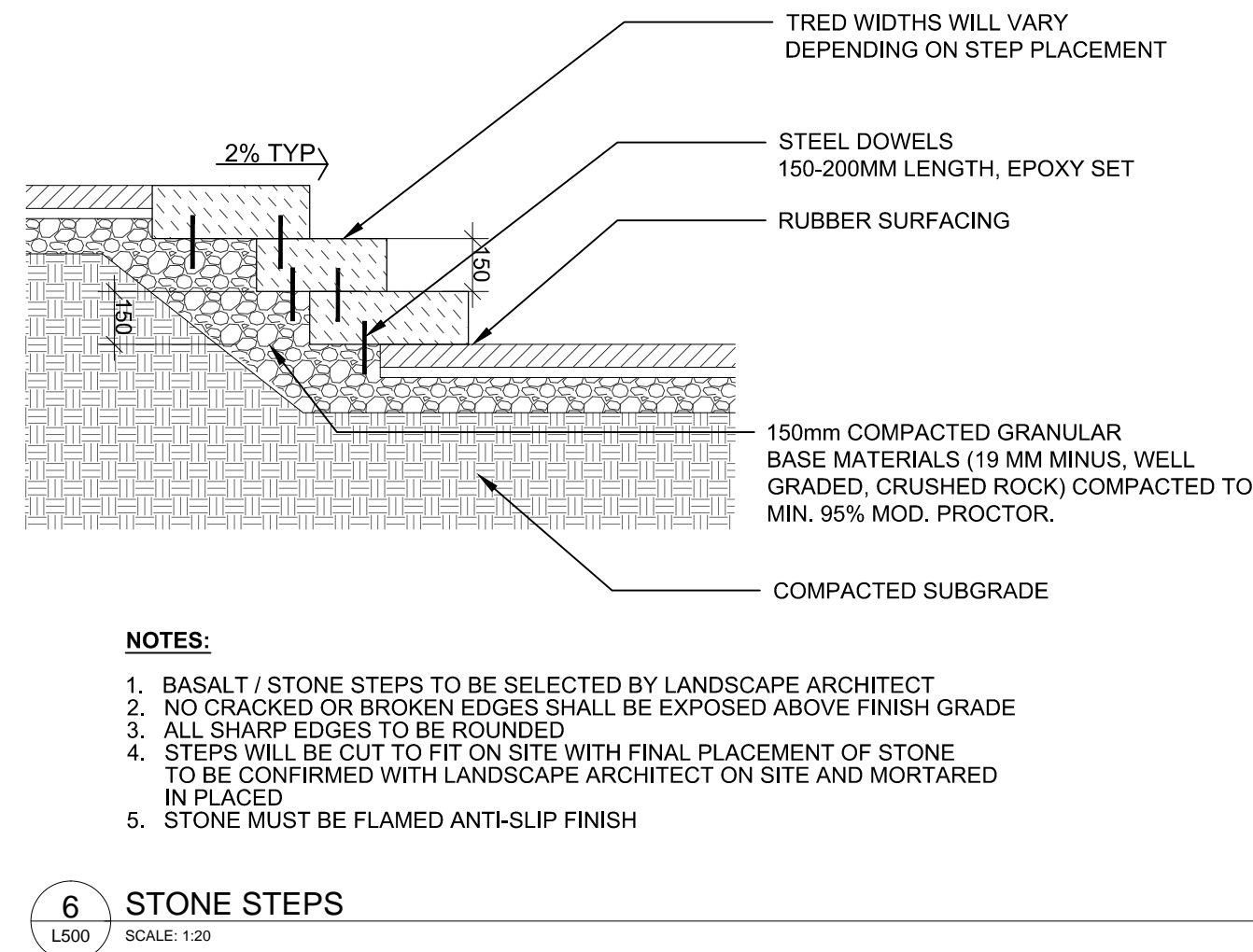
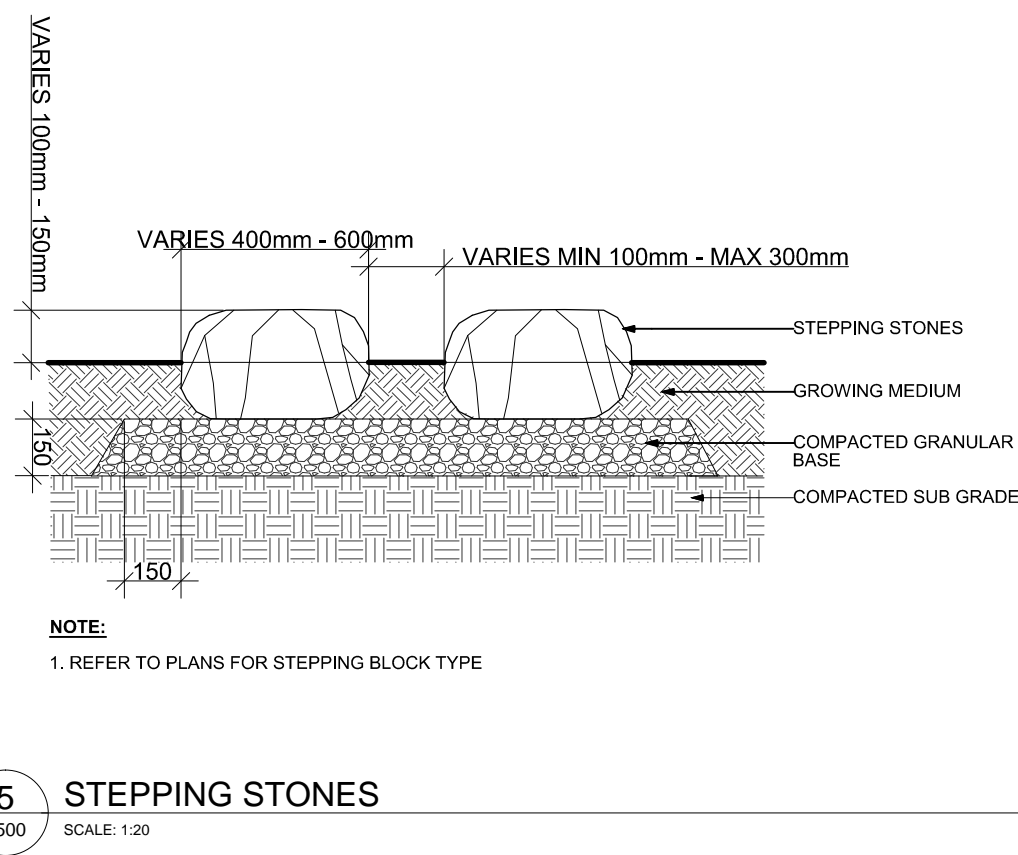
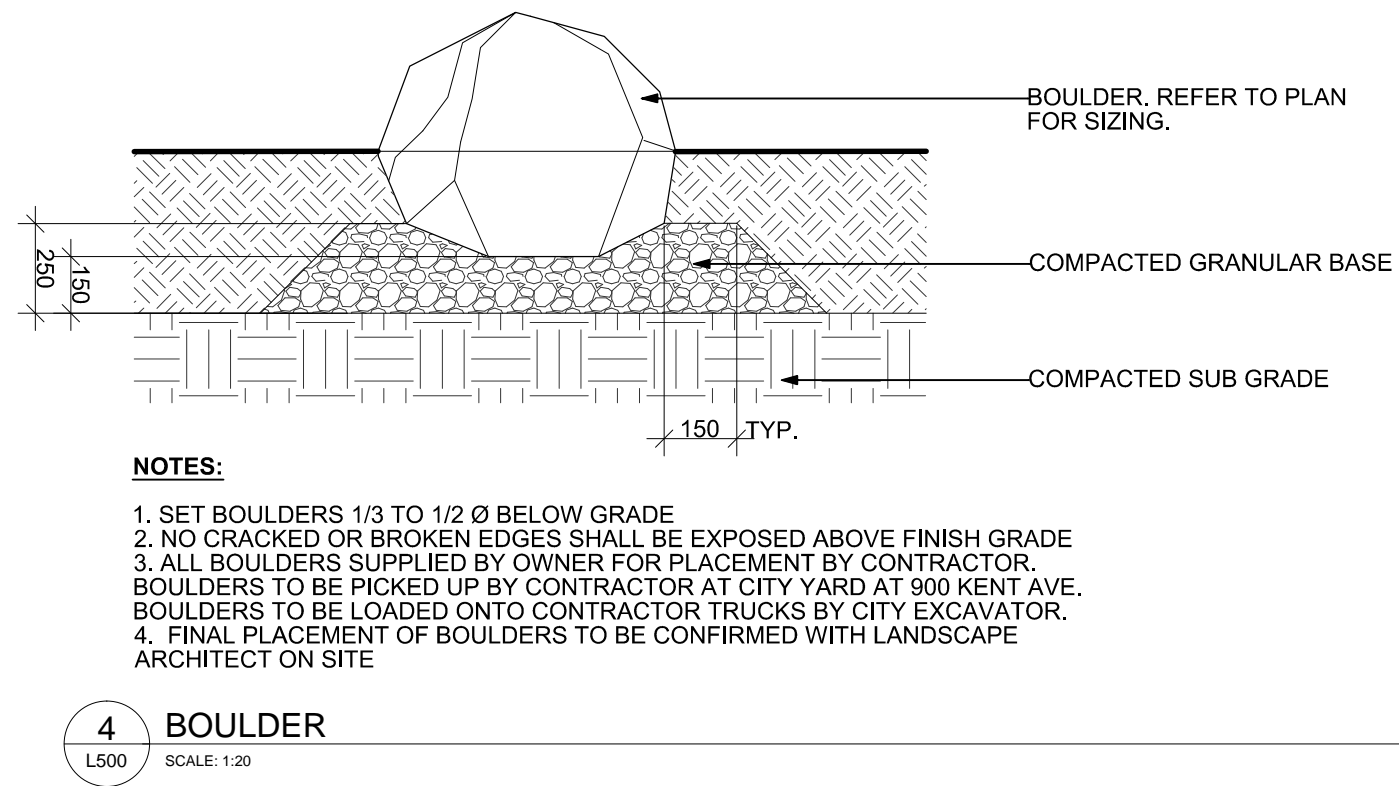
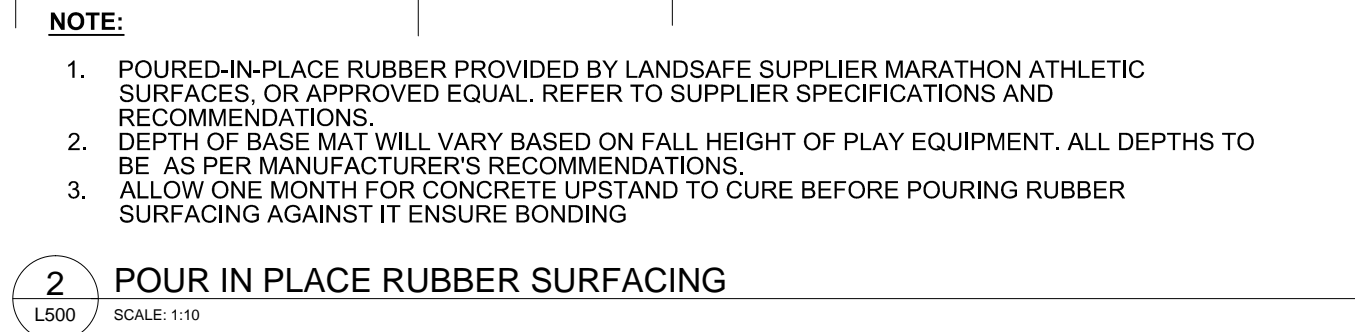
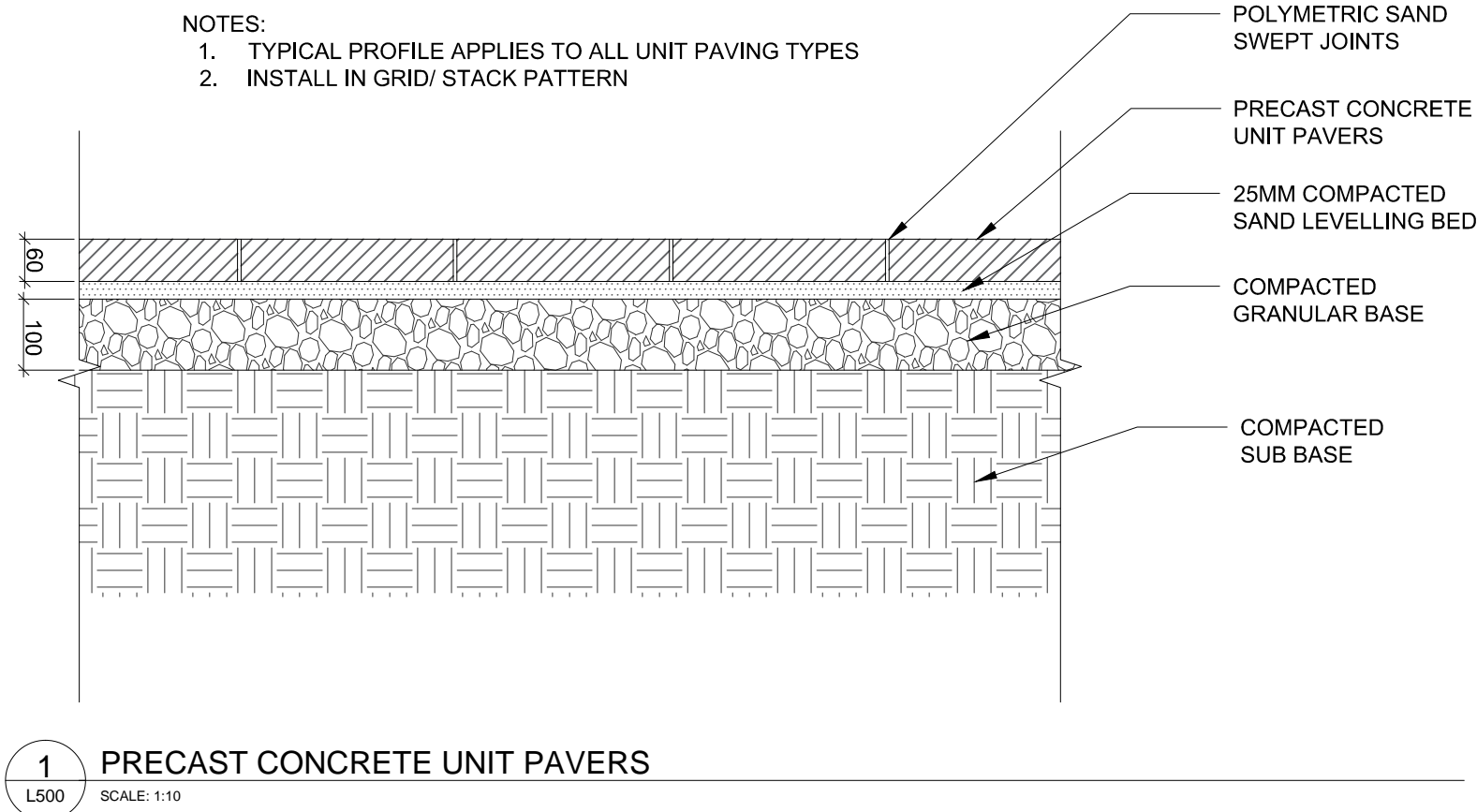
- L-500:
 - Revised detail 2/500: Deleted concrete curb. Shows rubber surfacing against the concrete upstand (for custom wood screen)
 - Revised detail 3/500: Deleted concrete curb. Shows the wood edger underneath the synthetic turf. Transition of turf and rubber surfacing to be seamless.
- L-200:
 - Previous M3 key revised to M4 with a clarified description and detail
- L-203:
 - New drawing separating the lighting as requested. This addendum must be completed, and attached to your Application form.

NAME OF VENDOR

SIGNATURE OF AUTHORIZED SIGNATORY

DATE

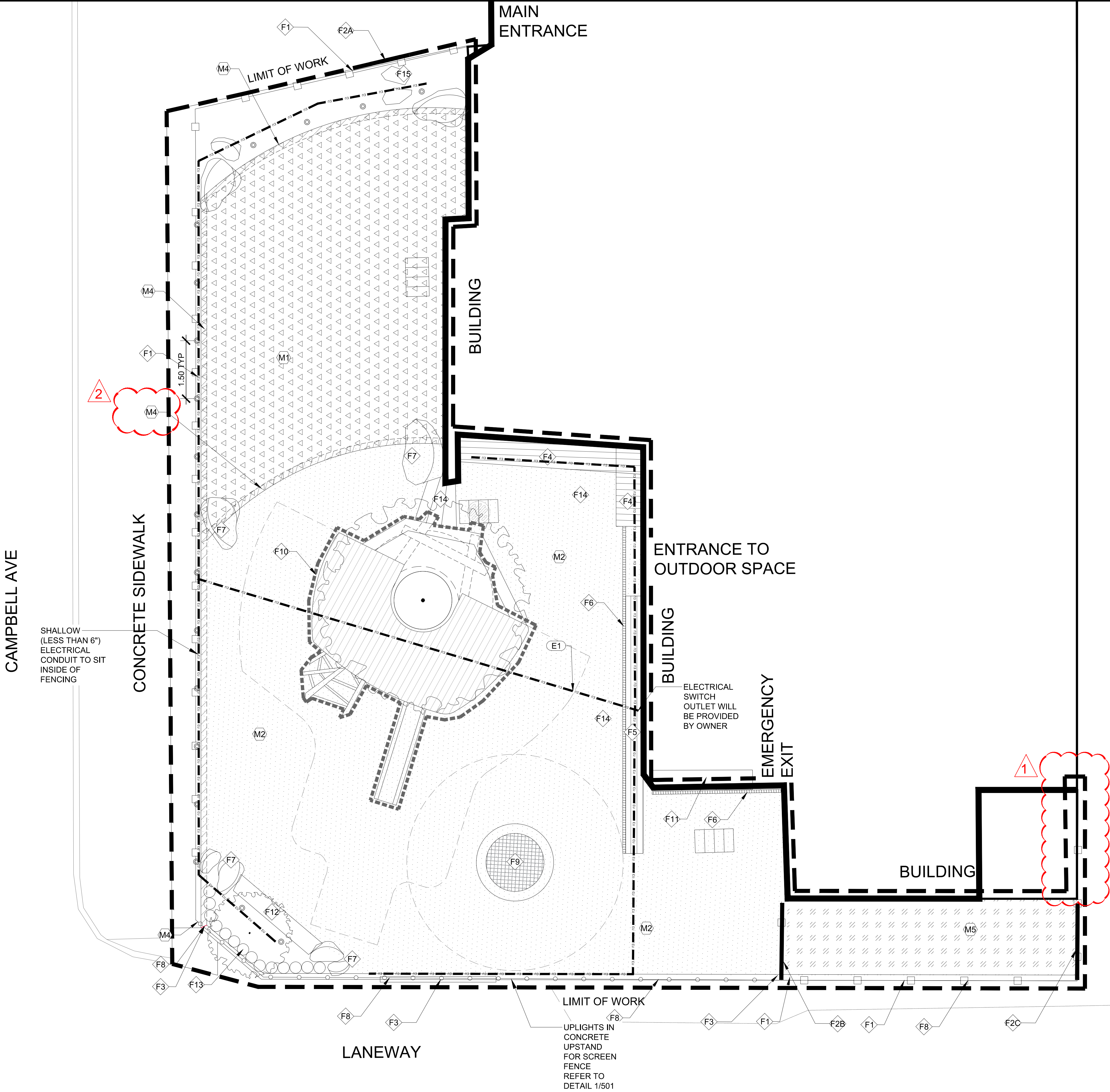
Jason Lo
Contracting Specialist



MATERIALS LEGEND			
SYMBOL	GRAPHIC	DESCRIPTION	DETAIL
M1		ARTIFICIAL TURF	3/ L500
M2		P.I.P RUBBER SURFACING	2/ L500
M4		PRESSURE TREATED WOOD EDGING UNDER SYNTHETIC TURF AND PIP RUBBER	3/ L500
M5		CONCRETE UNIT PAVERS	1/ L500

SITE FURNISHINGS LEGEND			
F1		METAL FENCE Basis of Design: Montage Plus Majestic	9/ L500
F2A		METAL FENCE GATE (QTY 1) Basis of Design: Montage Plus, Single swing gate 6' HT, 3.5' Opening, gate to swing inside	10/ L500
F2B		METAL FENCE GATE (QTY 1) Basis of Design: Montage Plus, Single swing gate 3.5' HT, 6' Opening, gate to swing out	10/ L500
F2C		METAL FENCE GATE (QTY 1) Basis of Design: Montage Plus, Single swing gate 6' HT, 6' Opening, gate to swing out	9/ L500
F3		WOOD SLAT SCREEN FENCE WITH INTEGRATED CHALK WALL w/ LIGHTING	1/ L501
F4		STORAGE BENCH BY OTHERS	
F5		FIXED WOOD BENCH BY OTHERS	
F6		TRENCH DRAIN (QTY 2)	7/ L500
F7		BOULDERS (1m-1.8m DIAMETER)	4/ L500
F8		CONCRETE UPSTAND FOR FENCE ALONG LANEWAY	
F9		TRAMPOLINE (QTY 1)	
F10		CUSTOM TREE HOUSE, DECK AND RETAINING WALL BY OTHERS	
F11		CUSTOM STORAGE UNIT BY OTHERS	
F12		LOG BENCH BY OTHERS	
F13		WOODEN LOG ROUNDS BY OTHERS	
F14		SLAB STONE STEPS (QTY 3)	6/ L500
F15		STEPPING STONES (QTY 2 or 3)	5/ L500
E1		1" PVC ELECTRICAL CONDUIT FOR LOW VOLTAGE LIGHTING - INSTALL 3-4" BELOW SURFACE. DO NOT DISTURB TREE ROOTS	
E2		GARDEN LIGHTS (QTY 18)	

- NOTES:
- ALLOW ONE MONTH FOR CONCRETE UPSTAND TO CURE BEFORE POURING RUBBER SURFACING AGAINST IT ENSURE BONDING
 - REFER TO SPECIFICATIONS FOR LIGHTING FOR TREEHOUSE AND BENCHES. CONTRACTOR TO SUPPLY LIGHTS WITH INSTALLATION BY PAUL DIRKS PLAYGROUND. CONTRACTOR TO COORDINATE ELECTRICAL WITH PAUL DIRKS PLAYGROUNDS.

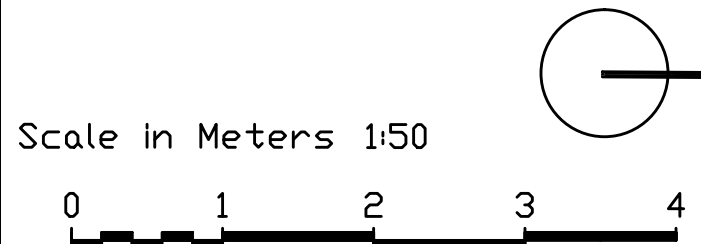


COPYRIGHT OF THIS DRAWING IS OWNED BY THE CITY OF VANCOUVER BOARD OF PARKS AND RECREATION ("PARK BOARD"). THIS DRAWING MAY NOT BE PRODUCED IN WHOLE OR IN PART WITHOUT THE PRIOR WRITTEN CONSENT OF THE PARK BOARD PLANNING DEPARTMENT ("STAFF"). THIS DRAWING MUST NOT BE SCALED. THE CONTRACTOR/CONSULTANT ("CONTRACTOR") RETAINED BY THE PARK BOARD TO CONDUCT THE WORK DEPICTED IN THIS DRAWING SHALL VERIFY ALL DIMENSIONS, DATUMS AND LEVELS PRIOR TO COMMENCEMENT OF WORK. THE CONTRACTOR SHALL REQUEST CLARIFICATION OF ANY ERRORS OR DISCREPANCIES AND SHALL NOTIFY STAFF OF ANY ERRORS OR OMISSIONS IN THIS DRAWING. FAILURE TO OBTAIN CLARIFICATION OR TO NOTIFY STAFF OF ERRORS OR OMISSIONS WILL RENDER THE CONTRACTOR RESPONSIBLE FOR ANY RESULTING IMPROPER WORK AND FOR THE COST OF ANY RECTIFICATION DUE TO SUCH IMPROPER WORK. VARIATIONS AND MODIFICATIONS TO THIS DRAWING AND/OR TO THE WORK SHOWN ON THIS DRAWING SHALL NOT BE CARRIED OUT WITHOUT THE PRIOR WRITTEN PERMISSION OF STAFF.

CONSULTANT OF RECORD (NO LOGO)

SEAL OR STAMP

DRAWN BY	CHECKED BY	
ISSUED FOR	DATE	REV
ISSUED FOR TENDER	05/29/2020	REV_1
ADDENDUM 1	06/15/2020	
ADDENDUM 2	06/18/2020	



PROJECT

RAYCAM COMMUNITY CENTER
PLAYGROUND

DRAWING

Materials Plan

SHEET

L-200

MATERIALS LEGEND			
SYMBOL	GRAPHIC	DESCRIPTION	DETAIL
M1		ARTIFICIAL TURF	3/ L500
M2		P.I.P RUBBER SURFACING	2/ L500
M4		PRESSURE TREATED WOOD EDGING	
M5		CONCRETE UNIT PAVERS	1/ L500
SITE FURNISHINGS LEGEND			
F1		METAL FENCE Basis of Design: Montage Plus Majestic	9/ L500
F2A		METAL FENCE GATE (QTY 1) Basis of Design: Montage Plus, Single swing gate 6' HT, 3.5' Opening, gate to swing inside	10/ L500
F2B		METAL FENCE GATE (QTY 1) Basis of Design: Montage Plus, Single swing gate 3.5' HT, 6' Opening, gate to swing out	10/ L500
F2C		METAL FENCE GATE (QTY 1) Basis of Design: Montage Plus, Single swing gate 6' HT, 6' Opening, gate to swing out	9/ L500
F3		WOOD SLAT SCREEN FENCE WITH INTEGRATED CHALK WALL w/ LIGHTING	1/ L501
F4		STORAGE BENCH BY OTHERS	
F5		FIXED WOOD BENCH BY OTHERS	
F6		TRENCH DRAIN (QTY 2)	7/ L500
F7		BOULDERS (1m-1.8m DIAMETER)	4/ L500
F8		CONCRETE UPSTAND FOR FENCE ALONG LANEWAY	
F9		TRAMPOLINE (QTY 1)	
F10		CUSTOM TREE HOUSE, DECK AND RETAINING WALL BY OTHERS	
F11		CUSTOM STORAGE UNIT BY OTHERS	
F12		LOG BENCH BY OTHERS	
F13		WOODEN LOG ROUNDS BY OTHERS	
F14		SLAB STONE STEPS (QTY 3)	6/ L500
F15		STEPPING STONES (QTY 2 or 3)	5/ L500
E1		1" PVC ELECTRICAL CONDUIT FOR LOW VOLTAGE LIGHTING - INSTALL 3-4" BELOW SURFACE. DO NOT DISTURB TREE ROOTS	
E2		GARDEN LIGHTS (QTY 18)	

- NOTES:
- ALLOW ONE MONTH FOR CONCRETE UPSTAND TO CURE BEFORE POURING RUBBER SURFACING AGAINST IT ENSURE BONDING
 - REFER TO SPECIFICATIONS FOR LIGHTING FOR TREEHOUSE AND BENCHES. CONTRACTOR TO SUPPLY LIGHTS WITH INSTALLATION BY PAUL DIRKS PLAYGROUND. CONTRACTOR TO COORDINATE ELECTRICAL WITH PAUL DIRKS PLAYGROUNDS.

CAMPBELL AVE

SHALLOW
(LESS THAN 6")
ELECTRICAL
CONDUIT TO SIT
INSIDE OF
FENCING

CONCRETE SIDEWALK

E2

E1

E2

1.50 TYP

E1

E2

LIMIT OF WORK

BUILDING

MAIN
ENTRANCE

ENTRANCE TO
OUTDOOR SPACE

BUILDING

ELECTRICAL
SWITCH
OUTLET WILL
BE PROVIDED
BY OWNER

EMERGENCY
EXIT

BUILDING

LANEWAY

LIMIT OF WORK

UPLIGHTS IN
CONCRETE
UPSTAND
FOR SCREEN
FENCE
REFER TO
DETAIL 1/501

WOOD
SCREEN
ENDS



COPYRIGHT OF THIS DRAWING IS OWNED BY THE CITY OF VANCOUVER BOARD OF PARKS AND RECREATION ("PARK BOARD"). THIS DRAWING MAY NOT BE PRODUCED IN WHOLE OR IN PART WITHOUT THE PRIOR WRITTEN CONSENT OF THE PARK BOARD PLANNING DEPARTMENT ("STAFF"). THIS DRAWING MUST NOT BE SCALED. THE CONTRACTOR/CONSULTANT ("CONTRACTOR") RETAINED BY THE PARK BOARD TO CONDUCT THE WORK DEPICTED IN THIS DRAWING SHALL VERIFY ALL DIMENSIONS, DATUMS AND LEVELS PRIOR TO COMMENCEMENT OF WORK. THE CONTRACTOR SHALL REQUEST CLARIFICATION OF ANY ERRORS OR DISCREPANCIES AND SHALL NOTIFY STAFF OF ANY ERRORS OR OMISSIONS IN THIS DRAWING. FAILURE TO OBTAIN CLARIFICATION OR TO NOTIFY STAFF OF ERRORS OR OMISSIONS WILL RENDER THE CONTRACTOR RESPONSIBLE FOR ANY RESULTING IMPROPER WORK AND FOR THE COST OF ANY RECTIFICATION DUE TO SUCH IMPROPER WORK. VARIATIONS AND MODIFICATIONS TO THIS DRAWING AND/OR TO THE WORK SHOWN ON THIS DRAWING SHALL NOT BE CARRIED OUT WITHOUT THE PRIOR WRITTEN PERMISSION OF STAFF.

CONSULTANT OF RECORD (NO LOGO)

SEAL OR STAMP

DRAWN BY

CHECKED BY

ISSUED FOR

DATE

REV

ISSUED FOR TENDER
ADDENDUM 1

05/29/2020
06/15/2020

REV_1

Scale in Meters 1:50

0 1 2 3 4

PROJECT

RAYCAM COMMUNITY CENTER
PLAYGROUND

DRAWING

Lighting Plan

SHEET

L-203